

Device mount - Individual.Lens.Optic - direct narrow/wide distribution - visually continuous

Device mount made of a galvanised, profiled steel sheet; surface coated with polyester resin. Tool-free attachment with design-integrated pressure caps guarantee protection against theft and dismantling. Housing colour traffic white RAL 9016; Light distribution direct narrow/wide distribution by means of Individual.Lens.Optic of PMMA plastic, the single lens optics ensure absolute ease of assembly and are simple to maintain thanks to the easily cleaned surface. The inner rhythm of the 3-row single lens arrangement and the overriding device mount are perfectly in tune to guarantee a homogeneous appearance in the object, UGR (4H/8H) 19.1. Heat-resistant cables including fixed 3-pole rapid installation plug connector with tool-free phase preselection and locating finger The device mount can be adjusted variably in steps with a multi-lumen driver (default setting: maximum lumen output). They are exchangeable, permit modernisation and reliably prolong the service life of the overall system.

CHARACTERISTICS

Order number	18538404100
EAN number	4020863359165
Commodity code	94051190
Certification mark	IP 20, Protection class I, ENEC10 VDE, F, HACCP DIN10500/Food/IFS-application-related suitability/BRC, Indoor, CE
Impact resistance (IK rating)	IK03 (-20°C bis 35°C)
Ambient temperatur	ta -20°C to 35°C
Warranty period	5 years
State funding programs	BEG - Federal funding for efficient buildings (valid only for Germany)

ELECTRICAL ENGINEERING

Controller	Electronic multi-lumen driver, 4-steps (1 pcs.)
System output	53W-30W
Mains voltage	230V/50Hz
Energy efficiency class/light source	D

LIGHTING TECHNOLOGY

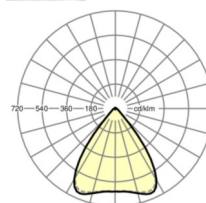
Placement	LED, Colour rendering/Light colour CRI ≥ 80 / 4000K
Colour tolerance (MacAdam)	3SDCM
Photobiological safety (Luminaire)	RG1
Nominal luminous flux/switching steps (EDM)	8200lm/53W, 7100lm/45W, 6100lm/37W, 5000lm/30W
LED service life	50000h L80/B10 (Tq 35°C)
Luminaire luminous efficiency	167lm/W-154lm/W
Beam angle	80° (C0) / 80° (C90)
UGR lat./long.	18.9 / 19.1 (53W)

MECHANICS

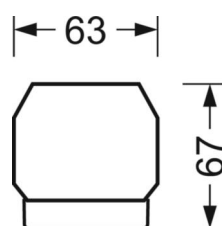
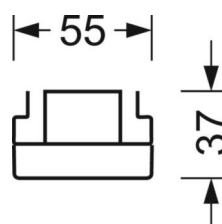
Housing colour	traffic white RAL 9016
Dimensions (LxWxH/DxH)	1531mm x 55mm x 37mm
Weight (net)	1.9kg
Type of installation	Mounting rail system installation, Ceiling-mounted mounting rail installation, Ceiling-mounted mounting rail installation on T-system, Pendulum mounting rail assembly on chain, Pendulum mounting rail installation on steel cable

DEEP-LINK

<https://www.regiolum.de/en/article/18538404100>



Reference	LED 8200lm/53W 840
η_{LB}	100 %
$\Phi_{\downarrow/\uparrow}$	98 % / 2 %
UGR lat./long.	18.9 / 19.1



Dimensions

L	1531 mm	Length
B	55 mm	Width
H	37 mm	Height
